

JOIN ZOOM

LINK OPTION

1. Find the zoom invite

Click on the meeting link in your email

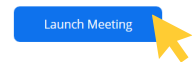
Join Zoom Meeting
<https://wayne-edu.zoom.us/j/6960376060>



2. Launch meeting

Click "Launch Meeting"

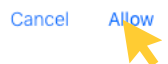
Click **Open link** on the dialog shown by your browser
If you don't see a dialog, click **Launch Meeting** below



3. Allow zoom to open

You will see: "Do you want to allow this page to open "zoom.us"? Click "Allow"

Do you want to allow this page to open "zoom.us"?



4. Type your name

Type your name then click "Join"

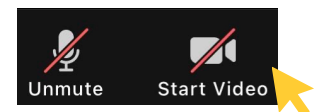
5. Join with video

Click "Join with Video"



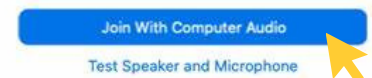
6. Start video

Click "Start Video"



7. Join with audio

Click "Join with Computer Audio"



8. You are ready to meet

You are ready to meet and interact with others who are in the same Zoom meeting